

## Modular Cooking Range Line thermaline 90 - 4 Zone Electric Solid Top with Ecotop, 1 Side with Backsplash

ITEM # \_\_\_\_\_

MODEL # \_\_\_\_\_

NAME # \_\_\_\_\_

SIS # \_\_\_\_\_

AIA # \_\_\_\_\_



589010 (MCLDABJOAO)

Electric Solid Top, 4 zones,  
 ecoTop coating, one-side  
 operated with backsplash

### Short Form Specification

#### Item No.

Unit constructed according to DIN 18860\_2 with 20 mm drop nose top and 70 mm recessed plinth. Internal frame for heavy duty sturdiness in stainless steel. 2 mm top in 1.4301 (AISI 304). Flat surface construction, easily cleanable. THERMODUL connection system enables seamless worktop when units are connected and avoids soil penetrating. ECOTOP model with a 20 mm thick steel cooking surface with heat retaining coating. 4 independently controlled heating zones with 2 electronic sensors per zone for temperature surface control and 8 power levels. Rapid plate heat up, continuously ready to use. Overheat protection switches off the supply in case of overheating. Standby function saves energy and quickly recovers maximum power. Metal knobs with embedded hygienic silicon "soft" grip enable easier handling and cleaning. IPX5 water resistance certification. Configuration: One-side operated top with backsplash. The base needs to be supplied by the factory. Please include appropriate base.

### Main Features

- Rapid heat up of the plate and continuously ready for use.
- Overheat protection: a temperature sensor switches off the supply in case of overheating.
- Pans can easily be moved from one area to another without lifting.
- Wide rounded cleaning zone around the plates for easier cleaning.
- IPX5 water resistance certification.
- All major components may be easily accessed from the front.
- THERMODUL connection system creates a seamless work top when units are connected to each other thus avoiding soil penetrating vital components and facilitating the removal of units in case of replacement or service.
- Metal knobs with embedded hygienic silicon "soft" grip for easier handling and cleaning. The special design of the controls prevent infiltration of liquids or soil into vital components.
- Large visible digital display manufactured in tempered glass to resist heat and chemicals, showing temperatures or power settings. The display also shows on/off status of the appliance and on/off status of the heating elements.
- Cooking plate and base joint profile guarantee against soil infiltration.
- Two electronic sensors per zone to control surface temperature and to protect cooking plate from overheating.
- 8 power levels.
- ECOTOP model has a 20 mm thick steel DIN 1.7335 nickel coated cooking surface.
- 4 heating zones independently controlled.

### Construction

- 2 mm top in 1.4301 (AISI 304).
- Flat surface construction with minimal hidden areas to easily clean all surfaces
- Internal frame for heavy duty sturdiness in 1.4301 (AISI 304).
- Unit constructed according to DIN 18860\_2 with 20 mm drop nose top.
- Unit constructed according to DIN 18860\_2 with 20 mm drop nose top and 70 mm recessed plinth.

### Sustainability

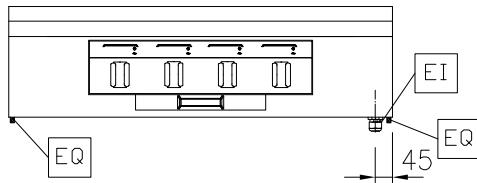
- Standby function for energy saving and fast recovery of maximum power.

APPROVAL: \_\_\_\_\_

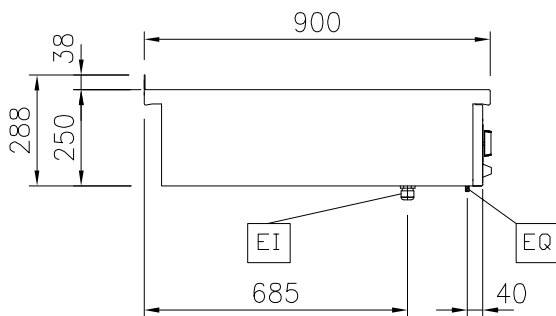
### Optional Accessories

|   |            |                          |
|---|------------|--------------------------|
| • Connecting rail kit for appliances with backsplash, 900mm   | PNC 912499 | <input type="checkbox"/> |
| • Portioning shelf, 1000mm width  | PNC 912528 | <input type="checkbox"/> |
| • Portioning shelf, 1000mm width  | PNC 912558 | <input type="checkbox"/> |
| • Folding shelf, 300x900mm  | PNC 912581 | <input type="checkbox"/> |
| • Folding shelf, 400x900mm  | PNC 912582 | <input type="checkbox"/> |
| • Fixed side shelf, 200x900mm   | PNC 912589 | <input type="checkbox"/> |
| • Fixed side shelf, 300x900mm   | PNC 912590 | <input type="checkbox"/> |
| • Fixed side shelf, 400x900mm   | PNC 912591 | <input type="checkbox"/> |
| • Connecting rail kit for appliances with backsplash: modular 90 (on the left) to ProThermatic tilting (on the right), ProThermatic stationary (on the left) to ProThermatic tilting (on the right) | PNC 912981 | <input type="checkbox"/> |
| • Connecting rail kit for appliances with backsplash: modular 90 (on the right) to ProThermatic tilting (on the left), ProThermatic stationary (on the right) to ProThermatic tilting (on the left) | PNC 912982 | <input type="checkbox"/> |
| • Back panel, 1000x700mm, for units with backsplash   | PNC 913015 | <input type="checkbox"/> |
| • Back panel, 1000x800mm, for units with backsplash   | PNC 913028 | <input type="checkbox"/> |
| • Endrail kit, flush-fitting, with backsplash, left   | PNC 913117 | <input type="checkbox"/> |
| • Endrail kit, flush-fitting, with backsplash, right  | PNC 913118 | <input type="checkbox"/> |
| • Endrail kit (12.5mm) for thermaline 90 units with backsplash, left  | PNC 913208 | <input type="checkbox"/> |
| • Endrail kit (12.5mm) for thermaline 90 units with backsplash, right   | PNC 913209 | <input type="checkbox"/> |
| • U-clamping rail for back-to-back installations with backsplash  | PNC 913226 | <input type="checkbox"/> |
| • Insert profile d=900  | PNC 913232 | <input type="checkbox"/> |
| • Energy optimizer kit 40A - factory fitted   | PNC 913248 | <input type="checkbox"/> |
| • Stainless steel side panel (12,5mm), 900x400mm, left side, wall mounted   | PNC 913636 | <input type="checkbox"/> |
| • Stainless steel side panel (12,5mm), 900x400mm, right side, wall mounted  | PNC 913637 | <input type="checkbox"/> |
| • Stainless steel side panel, 900x400mm, flush-fitting, left side, wall mounted   | PNC 913638 | <input type="checkbox"/> |
| • Stainless steel side panel, 900x400mm, flush-fitting, right side, wall mounted  | PNC 913639 | <input type="checkbox"/> |
| • Additional wall mounting fixation - US  | PNC 913640 | <input type="checkbox"/> |
| • Wall mounting kit top - TL85/90 - Factory Fitted  | PNC 913654 | <input type="checkbox"/> |
| • Filter W=1000mm   | PNC 913666 | <input type="checkbox"/> |
| • Electric mains switch 63A 10mm <sup>2</sup> NM for modular H800 electric units (factory fitted)   | PNC 913677 | <input type="checkbox"/> |

Front

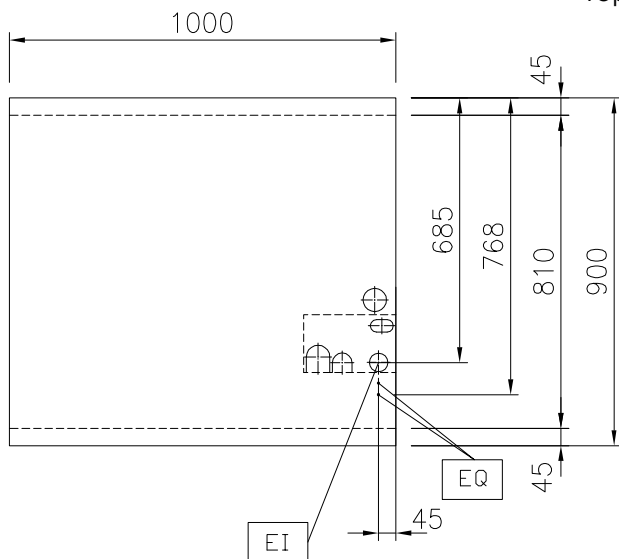


Side



EI = Electrical inlet (power)  
EQ = Equipotential screw

Top



## Electric

Supply voltage:

589010 (MCLDABJOAO)

400 V/3N ph/50/60 Hz

Total Watts:

16 kW

## Key Information:

Configuration: One-Side Operated;Top

Front Plates Power: 4 - 4 kW

Back Plates Power: 4 - 4 kW

Solid top usable surface (width): 820 mm

Solid top usable surface (depth): 720 mm

External dimensions, Width: 1000 mm

External dimensions, Depth: 900 mm

External dimensions, Height: 250 mm

Net weight: 160 kg

## Sustainability

Current consumption: 34.8 Amps